

Data Sheet (EN)

Translation of the german original

<i>Designation, Model:</i>	<i>Order number:</i>
Diaphragm pump chemical resistant, MPC 201 T	412543


<i>Figure:</i>	<i>Description:</i>
	<p>The three-stage diaphragm pump with gas ballast valve consists of a pump body and a drive motor.</p> <p>The pump casing contains the drive unit and four pump heads. Each pump head contains a diaphragm and the work valves. Both pump heads are arranged opposite each other. The pump heads are driven via an eccentric shaft with a connecting rod.</p> <p>Opening the gas ballast valve in the suction line allows air to flow into the pump chamber. This prevents condensation and flushes the pump clear.</p> <p>Operation leads to increasing the ultimate pressure and the operating temperature.</p>


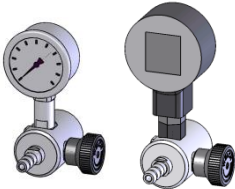

<i>Application:</i>	<i>Materials of the medium-affecting parts:</i>	
The Diaphragm pump MPC 201 T is intended to:	Seals	EPDM
<ul style="list-style-type: none"> • Pumping and compressing neutral and aggressive gases and vapours according to the resistance of the indicated materials • Generating a vacuum down to an ultimate pressure < 2 mbar • Use in physical and chemical laboratories in trade and industry • Use for vacuum filtration, vacuum distillation and vacuum drying, and other vacuum technology applications 	Screw fittings / Connection elements	PVDF, PP
	Valves	PEEK
	Diaphragms	Elastomer with PTFE layer
	Vacuum hoses	PTFE
	Connection heads / Pump heads	PTFE with carbon-fibre reinforcing

<i>Dimensional drawing:</i>	<i>Intake pressure-/Pumping speed - Diagram:</i>
<p>(1) Gas ballast valve (2) Intake port (3) Exhaust port</p>	<p>Saugvermögen / pumping speed / debit of aspiration s (m³/h)</p> <p>MP/MPC 201 T MP 101 V</p> <p>Ansaugdruck / intake pressure / pression d' aspiration p (mbar)</p>

Data Sheet (EN)

Translation of the german original

Technical data:		
Parameter	Data	Unit
Pumping speed DIN 28432	2.0	m ³ /h
	33.0	l / min
Ultimate pressure	< 2	mbar
Ultimate pressure with gas ballast	9	
Max. Inlet-/Outlet pressure	1	bar
Intake port / Exhaust port	Hose nozzle DN 8 for hose inside diameter 8 mm	-
Ambient temperature	+ 10 to + 40	°C
Max. Operating gas temperature	+ 40	
Bearing	maintenance-free	-
Noise level DIN EN ISO 2151	< 45	dB (A)
Voltage	230	V
Frequency	50/60	Hz
Rotation speed	1500	min ⁻¹
Motor power	90	W
Operating mode	S 1	-
Type of protection DIN EN 60529	IP 54	
Class of insulation DIN EN 60034-1	F (160°C)	
Type Examination Certificate no.	WELCH_ATEX_03-01	-
Designation EX	 II3G IIC T3 X (internal Atm. only)	
Weight	10.3	kg
Dimensions W/D/H	200 / 260 / 150	mm

Accessories:			
	Vacuum Control Box Model: VCpro 601 for measuring and regulation of vacuum Order no. 600100		Vacuum Regulator with dial gauge, analog / digital Model: DBR-B with hose nozzle DN8 to pressure adjustment - suction side Order no. 700458-10 (analog) Order no. 700458-11 (digital)
	Vacuum hose, Rubber 18 / 8 x 5 mm Order no. 828310-4		



Gardner Denver Thomas GmbH
 Am Vogelherd 20
 98693 Ilmenau
 Germany

We are constantly working on the further development of all our product types. Reprinting or reproduction of this manual, including extracts, is not allowed without the prior written permission of Co. Gardner Denver Thomas GmbH. All rights under the copyright laws are expressly reserved by Co. Gardner Denver Thomas GmbH. We reserve the right to make changes and amendments.

The information presented in this material is based on technical data and test results of nominal units. It is believed to be accurate and reliable and is offered as an aid to help in the selection of products. It is the responsibility of the user to determine the suitability of the product for the intended use and the user assumes all risk and liability whatsoever in connection therewith. Gardner Denver Thomas GmbH does not warrant, guarantee or assume any obligation or liability in connection with this information.



WolfLabs

Pricing on any accessories shown can be found by keying the part number into the search box on our website.

The specifications listed in this brochure are subject to change by the manufacturer and therefore cannot be guaranteed to be correct. If there are aspects of the specification that must be guaranteed, please provide these to our sales team so that details can be confirmed.

www.wolflabs.co.uk

Tel : 01759 301142

Fax : 01759 301143

sales@wolflabs.co.uk

Please contact us if this literature doesn't answer all your questions.